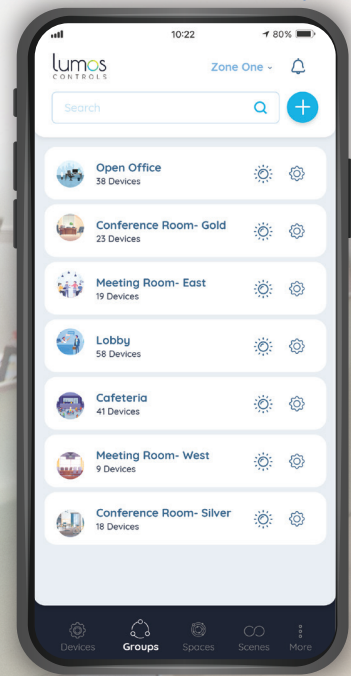



Lighting Intelligence Redefined

lumos
CONTROLS
A WISILICA BRAND



LED Retrofit Troffer Kit

Intelligent Lighting Solution for commercial applications

Lumos Controls LED Retrofit Troffer Kit is a modern-day, cutting-edge solution that provides a seamless and energy efficient way to upgrade your lighting infrastructure. It comes in two versions - dimmable and Tunable (2700-6500 K). It is one of the best replacements for traditional fluorescent troffer luminaires and allows buildings to compete for sustainability goals and energy code compliance through connected Lighting control systems and easy integration with sensors. An out-of-the-box integrated solution, this LED Retrofit Troffer with inbuilt connected wireless lighting controls is designed to enhance occupants' productivity, provide greater flexibility, improve LED Life, and reduce maintenance.

Future of Intelligent Lighting

Luminaires with inbuilt Connected Lighting Control System for Intelligent buildings

Even Better Energy Savings

More than 60% of energy savings guaranteed with LED lighting upgrades and through advanced control features like sensor automation, task tuning, and schedules

Superior Lighting

High-quality tunable white lighting with advanced edge-lit technology, smooth dimming and CCT (2700- 6500 K)

Smart and Flexible

Improve productivity of occupants and enable effective use of spaces with easily configurable lighting groups, scenes, and manual controls

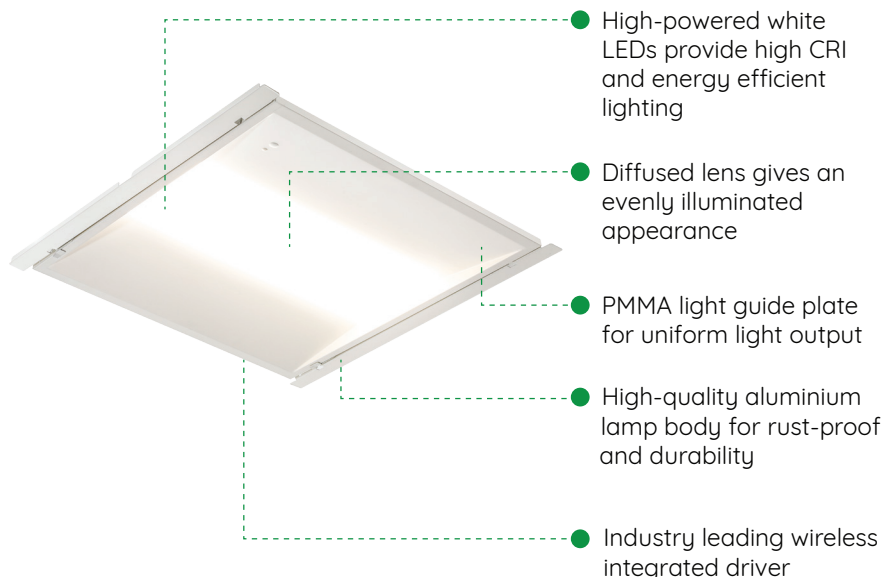
Longer Life

Out of the box Intelligent solution with 50,000 hours of LED life

Applications




Fixture Components



Specifications

General

Model	Lumos Controls LED Retrofit Troffer Kit
Fixture Type	2x2, 2x4
Connectivity	 Bluetooth

Photometric

CCT	2700-6500K
Luminous Flux	3600 lm
Luminous Efficacy	≥ 100 lm/w
CRI	>80 Ra
Beam Angle	120 degree

Mounting

Mount Type	Recessed
Mount Accessories	End Plates and Side Plates included

Temperature and operating conditions

Operating Temperature	-20°C to +40°C
Humidity	85%

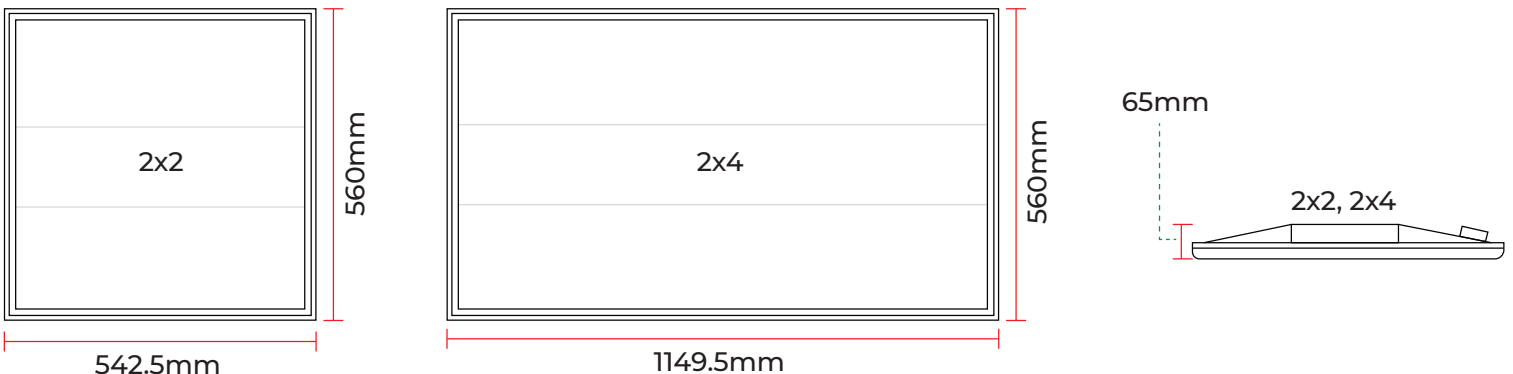
Color & Materials

Body Material	Aluminium
Housing Color	White
Diffuser Material	PMMA
Diffuser Transparency	Opal
Product Life	50,000 hours

Warranty & Ratings

Warranty	3 years
Certifications	FCC, Bluetooth, ETL (Driver only)
IP Rating (Panel)	IP20
IP Rating (Driver)	IP20

Dimension



Electrical

Input Voltage	100-277 V
Input Frequency	50/60 Hz
Power Consumption	36W
Power Factor	0.97
Driver Efficiency	>85%
THD	<15%
Surge Protection	3 kV
LED Driver Type	Class 2

Mounting Option



Ordering information

PRODUCT CODE	FIXTURE TYPE	DESCRIPTION	WATTS (W)	CCT(K)	LUMENS	MOUNTING
LCLRT2236RM	2x2	Lumos Controls LED Retrofit Troffer 2X2 36W 2700-6500 K	36	2700-6500	3600	Recessed Mount
LCLRT2436RM	2x4	Lumos Controls LED Retrofit Troffer 2X4 36W 2700-6500 K	36	2700-6500	3600	Recessed Mount



www.lumoscontrols.com

For Enquiries

sales@wisilica.com

23282 Mill creek Dr #340, Laguna Hills, CA 92653, USA